




		Party	Total Active Registered Jun 2024	Total Active Registered Jul 2024	Difference Total Active Registered	Active Registration % June 2024	Active Registration % July 2024	Difference Active Registration %	Candidate	Total Funds
<b>HD 01</b>	Democrat	17,944	17,809	-135	35.5%	35.5%	0.0%	<a href="#">Javier Mabry - I</a>	\$25,320	
Denver	Republican	7,092	7,045	-47	14.0%	14.1%	0.0%	<a href="#">Barbara Dehaan</a>	\$0	
	Unaffiliated	24,358	24,173	-185	48.3%	48.2%	0.0%			
	Other	1,087	1,095	8	1.8%	2.2%	0.3%			
<b>Summary</b>		50,481	50,122	-359						
<b>HD 02</b>	Democrat	24,319	24,145	-174	39.0%	39.1%	0.1%	<a href="#">Steven Woodrow - I</a>	\$24,074	
Denver	Republican	7,395	7,260	-135	11.9%	11.8%	-0.1%	<a href="#">Michael DiManna</a>	\$16,258	
	Unaffiliated	29,723	29,416	-307	47.7%	47.7%	0.0%			
	Other	870	880	10	1.8%	1.4%	-0.4%			
<b>Summary</b>		62,307	61,701	-606						
<b>HD 03</b>	Democrat	17,085	16,764	-321	32.1%	32.0%	0.0%	<a href="#">Meg Froelich - I</a>	\$29,939	
Denver, Englewood	Republican	8,786	8,645	-141	16.5%	16.5%	0.0%	<a href="#">Michaela Neal</a>	\$6,642	
	Unaffiliated	26,287	25,758	-529	49.3%	49.2%	-0.1%			
	Other	1,139	1,154	15	1.8%	2.1%	0.3%			
<b>Summary</b>		53,297	52,321	-976						
<b>HD 04</b>	Democrat	23,455	23,246	-209	41.9%	42.0%	0.1%	<a href="#">Ceceilia Espenoza</a>	\$141,127	
Denver	Republican	4,146	4,062	-84	7.4%	7.3%	-0.1%	<a href="#">Jack Daus</a>	\$100	
	Unaffiliated	27,299	26,982	-317	48.8%	48.7%	-0.1%			
	Other	1,084	1,109	25	1.8%	1.9%	0.1%			
<b>Summary</b>		55,984	55,399	-585						
<b>HD 05</b>	Democrat	21,076	20,845	-231	39.2%	39.3%	0.1%	<a href="#">Alex Valdez</a>	\$21,387	
Denver	Republican	3,590	3,566	-24	6.7%	6.7%	0.0%	<a href="#">Johnnie Johnson</a>	\$279	
	Unaffiliated	27,897	27,390	-507	51.9%	51.6%	-0.3%			
	Other	1,204	1,266	62	1.8%	2.2%	0.4%			
<b>Summary</b>		53,767	53,067	-700						


		Party	Total Active Registered Jun 2024	Total Active Registered Jul 2024	Difference Total Active Registered	Active Registration % June 2024	Active Registration % July 2024	Difference Active Registration %	Candidate	Total Funds
<b>HD 06</b>	Democrat	25,375	24,968	-407	45.2%	45.3%	0.0%	<a href="#">Sean Camacho</a>	\$185,942	
Denver	Republican	3,700	3,638	-62	6.6%	6.6%	0.0%	<a href="#">Kyle Witter</a>	\$621	
	Unaffiliated	25,890	25,365	-525	46.2%	46.0%	-0.1%			
	Other	1,133	1,168	35	1.8%	2.0%	0.2%			
<b>Summary</b>		56,098	55,139	-959						
<b>HD 07</b>	Democrat	20,599	20,433	-166	42.2%	42.2%	0.0%	<a href="#">Jennifer Bacon - I</a>	\$23,562	
Denver	Republican	3,667	3,637	-30	7.5%	7.5%	0.0%	<a href="#">Tom Swift</a>	\$0	
	Unaffiliated	23,566	23,346	-220	48.2%	48.2%	-0.1%			
	Other	1,022	1,054	32	1.8%	2.1%	0.3%			
<b>Summary</b>		48,854	48,470	-384						
<b>HD 08</b>	Democrat	30,437	30,015	-422	49.6%	49.8%	0.2%	<a href="#">Lindsay Gilchrist</a>	\$111,721	
Denver	Republican	3,171	3,068	-103	5.2%	5.1%	-0.1%	<a href="#">Philip Borreli</a>	\$0	
	Unaffiliated	26,608	26,004	-604	43.4%	43.2%	-0.2%			
	Other	1,118	1,157	39	1.8%	1.8%	0.0%			
<b>Summary</b>		61,334	60,244	-1,090						
<b>HD 09</b>	Democrat	20,753	20,419	-334	39.0%	39.2%	0.1%	<a href="#">Emily Sirota - I</a>	\$26,513	
Denver, Cherry Creek	Republican	6,312	6,185	-127	11.9%	11.9%	0.0%	<a href="#">Thomas Cowhick</a>	\$0	
	Unaffiliated	24,974	24,378	-596	47.0%	46.8%	-0.2%			
	Other	1,106	1,127	21	1.8%	2.1%	0.3%			
<b>Summary</b>		53,145	52,109	-1,036						
<b>HD 10</b>	Democrat	22,678	22,366	-312	47.0%	47.2%	0.2%	<a href="#">Junie Joseph - I</a>	\$156,361	
Boulder	Republican	2,564	2,505	-59	5.3%	5.3%	0.0%	<a href="#">William Deoreo</a>	\$262	
	Unaffiliated	22,253	21,766	-487	46.1%	45.9%	-0.2%			
	Other	780	796	16	1.8%	1.6%	-0.2%			


	Party	Total Active Registered Jun 2024	Total Active Registered Jul 2024	Difference Total Active Registered	Active Registration % June 2024	Active Registration % July 2024	Difference Active Registration %	Candidate	Total Funds
<b>Summary</b>		48,275	47,433	-842					
<b>HD 11</b>	Democrat	19,354	19,182	-172	33.2%	33.1%	-0.1%	<a href="#">Karen McCormick - I</a>	\$66,963
St Vrain	Republican	8,460	8,390	-70	14.5%	14.5%	0.0%	<a href="#">Kathy Reeves</a>	\$4,225
	Unaffiliated	29,447	29,232	-215	50.5%	50.4%	0.0%		
	Other	1,106	1,146	40	1.8%	1.9%	0.1%		
<b>Summary</b>		58,367	57,950	-417					
<b>HD 12</b>	Democrat	25,170	25,001	-169	40.5%	40.5%	-0.1%	<a href="#">Kyle Brown - I</a>	\$49,903
Boulder, St Vrain	Republican	6,525	6,478	-47	10.5%	10.5%	0.0%	<a href="#">Mark Milliman</a>	\$0
	Unaffiliated	29,598	29,459	-139	47.7%	47.7%	0.0%		
	Other	797	816	19	1.8%	1.3%	-0.5%		
<b>Summary</b>		62,090	61,754	-336					
<b>HD 13</b>	Democrat	15,436	15,297	-139	22.8%	22.8%	0.0%	<a href="#">Julie McCluskie - I</a>	\$67,945
Summit	Republican	16,396	16,220	-176	24.2%	24.1%	-0.1%	<a href="#">Dave Williams</a>	\$9,463
	Unaffiliated	34,527	34,235	-292	51.0%	51.0%	0.0%		
	Other	1,378	1,412	34	1.8%	2.0%	0.2%		
<b>Summary</b>		67,737	67,164	-573					
<b>HD 14</b>	Democrat	10,308	10,250	-58	14.7%	14.7%	0.0%	<a href="#">Katherine Gayle</a>	\$0
CO Spgs, Academy	Republican	23,645	23,435	-210	33.7%	33.7%	0.0%	<a href="#">Rose Pugliese - I</a>	\$50,266
	Unaffiliated	34,934	34,654	-280	49.8%	49.8%	0.0%		
	Other	1,221	1,230	9	1.8%	1.7%	-0.1%		
<b>Summary</b>		70,108	69,569	-539					
<b>HD 15</b>	Democrat	9,906	9,827	-79	16.4%	16.4%	0.0%	<a href="#">Jeff Livingston</a>	\$180
CO Spgs, Widefield	Republican	17,331	17,204	-127	28.6%	28.7%	0.0%	<a href="#">Scott Bottoms - I</a>	\$13,261
	Unaffiliated	31,821	31,440	-381	52.6%	52.4%	-0.2%		

	Party	Total Active Registered Jun 2024	Total Active Registered Jul 2024	Difference Total Active Registered	Active Registration % June 2024	Active Registration % July 2024	Difference Active Registration %	Candidate	Total Funds
	Other	1,467	1,508	41	1.8%	2.4%	0.6%		
<b>Summary</b>		60,525	59,979	-546					
<b>HD 16</b>	Democrat	11,780	11,581	-199	21.6%	21.5%	-0.1%	<a href="#">Stephanie Vigil - I</a>	\$49,995
CO Spgs	Republican	13,718	13,573	-145	25.1%	25.2%	0.1%	<a href="#">Rebecca Keltie</a>	\$29,521
	Unaffiliated	27,666	27,219	-447	50.7%	50.6%	-0.1%		
	Other	1,418	1,441	23	1.8%	2.6%	0.8%		
<b>Summary</b>		54,582	53,814	-768					
<b>HD 17</b>	Democrat	10,380	10,204	-176	24.1%	24.1%	0.0%	<a href="#">Regina English - I</a>	\$13,179
CO Spgs	Republican	7,570	7,482	-88	17.5%	17.7%	0.1%	<a href="#">Elizabeth Riggs</a>	\$0
	Unaffiliated	23,963	23,454	-509	55.6%	55.3%	-0.2%		
	Other	1,224	1,247	23	1.8%	2.8%	1.0%		
<b>Summary</b>		43,137	42,387	-750					
<b>HD 18</b>	Democrat	13,061	12,708	-353	22.1%	21.9%	-0.2%	<a href="#">Amy Paschal</a>	\$32,340
CO Spgs, Cheyenne Mtn	Republican	15,111	14,908	-203	25.6%	25.7%	0.1%	<a href="#">James Boelens</a>	\$5,227
	Unaffiliated	29,456	28,988	-468	49.9%	50.0%	0.1%		
	Other	1,361	1,385	24	1.8%	2.3%	0.5%		
<b>Summary</b>		58,989	57,989	-1,000					
<b>HD 19</b>	Democrat	16,065	16,036	-29	23.5%	23.5%	0.0%	<a href="#">Jillair McMillan</a>	\$0
Ft Lupton, St Vrain	Republican	16,264	16,198	-66	23.8%	23.8%	-0.1%	<a href="#">Dan Woog</a>	\$59,406
	Unaffiliated	34,625	34,623	-2	50.7%	50.8%	0.1%		
	Other	1,290	1,315	25	1.8%	1.9%	0.1%		
<b>Summary</b>		68,244	68,172	-72					
<b>HD 20</b>	Democrat	7,342	7,282	-60	10.9%	10.9%	0.0%	<a href="#">Arik Daugherty</a>	\$1,155
Academy, CO Springs	Republican	27,730	27,531	-199	41.3%	41.2%	-0.1%	<a href="#">Timothy Caldwell</a>	\$38,160


		Party	Total Active Registered Jun 2024	Total Active Registered Jul 2024	Difference Total Active Registered	Active Registration % June 2024	Active Registration % July 2024	Difference Active Registration %	Candidate	Total Funds
	Unaffiliated		30,971	30,877	-94	46.1%	46.2%	0.1%		
	Other		1,159	1,158	-1	1.8%	1.7%	-0.1%		
<b>Summary</b>			67,202	66,848	-354					
<b>HD 21</b>		<b>Democrat</b>	<b>7,698</b>	<b>7,628</b>	<b>-70</b>	<b>17.2%</b>	<b>17.2%</b>	<b>0.1%</b>	<a href="#">Elizabeth Rosenbaum</a>	<a href="#">\$13,247</a>
Widefield, Fountain	<b>Republican</b>	<b>11,048</b>	<b>10,920</b>	<b>-128</b>	<b>24.6%</b>	<b>24.7%</b>	<b>0.0%</b>	<a href="#">Mary Bradfield - I</a>	<a href="#">\$53,715</a>	
	Unaffiliated		24,976	24,552	-424	55.6%	55.4%	-0.2%		
	Other		1,161	1,192	31	1.8%	2.6%	0.8%		
<b>Summary</b>			44,883	44,292	-591					
<b>HD 22</b>		<b>Democrat</b>	<b>9,578</b>	<b>9,515</b>	<b>-63</b>	<b>16.2%</b>	<b>16.2%</b>	<b>0.0%</b>	<a href="#">Michael Pierson</a>	<a href="#">\$3,640</a>
Academy, CO Springs	<b>Republican</b>	<b>18,790</b>	<b>18,577</b>	<b>-213</b>	<b>31.8%</b>	<b>31.7%</b>	<b>-0.1%</b>	<a href="#">Kenneth DeGraaf - I</a>	<a href="#">\$12,552</a>	
	Unaffiliated		29,513	29,270	-243	49.9%	49.9%	0.0%		
	Other		1,296	1,320	24	1.8%	2.2%	0.4%		
<b>Summary</b>			59,177	58,682	-495					
<b>HD 23</b>		<b>Democrat</b>	<b>19,551</b>	<b>19,259</b>	<b>-292</b>	<b>31.1%</b>	<b>31.0%</b>	<b>0.0%</b>	<a href="#">Monica Duran - I</a>	<a href="#">\$62,250</a>
Lakewood, Wheatridge	<b>Republican</b>	<b>10,914</b>	<b>10,771</b>	<b>-143</b>	<b>17.3%</b>	<b>17.4%</b>	<b>0.0%</b>	<a href="#">Cory Ohnesorge</a>	<a href="#">\$2,338</a>	
	Unaffiliated		31,169	30,711	-458	49.5%	49.5%	0.0%		
	Other		1,319	1,328	9	1.8%	2.1%	0.3%		
<b>Summary</b>			62,953	62,069	-884					
<b>HD 24</b>		<b>Democrat</b>	<b>18,132</b>	<b>17,898</b>	<b>-234</b>	<b>27.7%</b>	<b>27.7%</b>	<b>-0.1%</b>	<a href="#">Lisa Feret</a>	<a href="#">\$35,977</a>
Arvada	<b>Republican</b>	<b>14,420</b>	<b>14,258</b>	<b>-162</b>	<b>22.0%</b>	<b>22.0%</b>	<b>0.0%</b>	<a href="#">Gwen Henderson</a>	<a href="#">\$6,685</a>	
	Unaffiliated		31,655	31,344	-311	48.4%	48.5%	0.1%		
	Other		1,192	1,189	-3	1.8%	1.8%	0.0%		
<b>Summary</b>			65,399	64,689	-710					
<b>HD 25</b>		<b>Democrat</b>	<b>16,061</b>	<b>15,910</b>	<b>-151</b>	<b>22.8%</b>	<b>22.7%</b>	<b>-0.1%</b>	<a href="#">Tammy Story - I</a>	<a href="#">\$45,685</a>


		Party	Total Active Registered Jun 2024	Total Active Registered Jul 2024	Difference Total Active Registered	Active Registration % June 2024	Active Registration % July 2024	Difference Active Registration %	Candidate	Total Funds
Evergreen, Littleton	Republican	18,664	18,478	-186	26.5%	26.4%	-0.1%	<a href="#">George Mumma</a>	<a href="#">\$29,316</a>	
	Unaffiliated	34,639	34,506	-133	49.1%	49.2%	0.1%			
	Other	1,182	1,169	-13	1.8%	1.7%	-0.1%			
<b>Summary</b>		70,546	70,063	-483						
<b>HD 26</b>	Democrat	12,964	12,709	-255	21.5%	21.4%	-0.1%	<a href="#">Meghan Lukens - I</a>	<a href="#">\$64,494</a>	
Steamboat	Republican	15,706	15,474	-232	26.0%	26.0%	0.0%	<a href="#">Nathan Butler</a>	<a href="#">\$13,182</a>	
	Unaffiliated	30,714	30,233	-481	50.9%	50.9%	0.0%			
	Other	1,017	1,034	17	1.8%	1.7%	-0.1%			
<b>Summary</b>		60,401	59,450	-951						
<b>HD 27</b>	Democrat	17,258	17,027	-231	27.2%	27.1%	-0.1%	<a href="#">Brianna Titone - I</a>	<a href="#">\$35,865</a>	
Arvada	Republican	13,706	13,538	-168	21.6%	21.5%	-0.1%	<a href="#">Edward Cox</a>	<a href="#">\$17,845</a>	
	Unaffiliated	31,460	31,236	-224	49.5%	49.6%	0.1%			
	Other	1,105	1,116	11	1.8%	1.7%	-0.1%			
<b>Summary</b>		63,529	62,917	-612						
<b>HD 28</b>	Democrat	15,374	15,189	-185	24.7%	24.6%	0.0%	<a href="#">Shiela Lieder - I</a>	<a href="#">\$48,982</a>	
Lakewood, Dakota Ridge	Republican	15,241	15,057	-184	24.4%	24.4%	0.0%	<a href="#">Peter Boddie</a>	<a href="#">\$16,905</a>	
	Unaffiliated	30,659	30,392	-267	49.2%	49.2%	0.1%			
	Other	1,074	1,081	7	1.8%	1.7%	-0.1%			
<b>Summary</b>		62,348	61,719	-629						
<b>HD 29</b>	Democrat	17,591	17,343	-248	28.4%	28.3%	-0.1%	<a href="#">Shannon Bird - I</a>	<a href="#">\$85,440</a>	
Westminster	Republican	12,125	12,020	-105	19.6%	19.6%	0.1%	<a href="#">Evan Hunt</a>	<a href="#">\$1,775</a>	
	Unaffiliated	30,996	30,626	-370	50.1%	50.0%	0.0%			
	Other	1,195	1,213	18	1.8%	1.9%	0.1%			
<b>Summary</b>		61,907	61,202	-705						


		Party	Total Active Registered Jun 2024	Total Active Registered Jul 2024	Difference Total Active Registered	Active Registration % June 2024	Active Registration % July 2024	Difference Active Registration %	Candidate	Total Funds
<b>HD 30</b>	Democrat	18,707	18,356	-351	32.9%	32.9%	0.0%	<a href="#">Rebekah Stewart</a>	\$148,701	
Lakewood, Edgewater	Republican	8,829	8,698	-131	15.5%	15.6%	0.0%	<a href="#">Ramey Johnson</a>	\$12,789	
	Unaffiliated	27,953	27,401	-552	49.2%	49.1%	-0.1%			
	Other	1,291	1,307	16	1.8%	2.3%	0.5%			
<b>Summary</b>		56,780	55,762	-1,018						
<b>HD 31</b>	Democrat	13,846	13,636	-210	30.0%	29.9%	-0.1%	<a href="#">Jacqueline Phillips</a>	\$38,631	
Thornton	Republican	7,502	7,425	-77	16.3%	16.3%	0.0%	<a href="#">Heidi Pitchforth</a>	\$3,803	
	Unaffiliated	23,715	23,489	-226	51.4%	51.4%	0.1%			
	Other	1,094	1,122	28	1.8%	2.4%	0.6%			
<b>Summary</b>		46,157	45,672	-485						
<b>HD 32</b>	Democrat	15,754	15,630	-124	31.0%	30.9%	-0.1%	<a href="#">Manny Rutinel - I</a>	\$83,972	
Commerce City	Republican	8,278	8,245	-33	16.3%	16.3%	0.0%			
	Unaffiliated	25,496	25,346	-150	50.2%	50.2%	0.0%			
	Other	1,277	1,304	27	1.8%	2.5%	0.7%			
<b>Summary</b>		50,805	50,525	-280						
<b>HD 33</b>	Democrat	17,605	17,477	-128	26.9%	26.9%	0.0%	<a href="#">William Lindstedt - I</a>	\$43,987	
Broomfield, Thornton	Republican	13,462	13,351	-111	20.5%	20.5%	0.0%	<a href="#">Michael Martinez</a>	\$9,352	
	Unaffiliated	33,432	33,211	-221	51.0%	51.0%	0.0%			
	Other	1,030	1,050	20	1.8%	1.6%	-0.2%			
<b>Summary</b>		65,529	65,089	-440						
<b>HD 34</b>	Democrat	15,451	15,293	-158	27.7%	27.7%	0.0%	<a href="#">Jenny Willford - I</a>	\$14,868	
Thornton, Northglenn	Republican	11,441	11,340	-101	20.5%	20.5%	0.0%	<a href="#">Craig Sullivan</a>	\$2,960	
	Unaffiliated	27,656	27,424	-232	49.6%	49.6%	0.0%			
	Other	1,214	1,222	8	1.8%	2.2%	0.4%			
<b>Summary</b>		55,762	55,279	-483						


		Party	Total Active Registered Jun 2024	Total Active Registered Jul 2024	Difference Total Active Registered	Active Registration % June 2024	Active Registration % July 2024	Difference Active Registration %	Candidate	Total Funds
<b>HD 35</b>	Democrat	15,824	15,600	-224	34.2%	34.1%	-0.1%	<a href="#">Lorena Garcia - I</a>	\$14,108	
Westminster	Republican	6,130	6,068	-62	13.2%	13.3%	0.0%	<a href="#">Lee Knoll</a>	\$0	
	Unaffiliated	23,223	22,914	-309	50.1%	50.1%	0.0%			
	Other	1,156	1,179	23	1.8%	2.5%	0.7%			
<b>Summary</b>		46,333	45,761	-572						
<b>HD 36</b>	Democrat	16,315	16,185	-130	33.3%	33.3%	-0.1%	<a href="#">Michael Carter</a>	\$92,612	
Aurora	Republican	6,780	6,739	-41	13.8%	13.9%	0.0%			
	Unaffiliated	24,637	24,468	-169	50.3%	50.3%	0.0%			
	Other	1,238	1,265	27	1.8%	2.5%	0.7%			
<b>Summary</b>		48,970	48,657	-313						
<b>HD 37</b>	Democrat	15,414	15,204	-210	25.6%	25.5%	-0.1%	<a href="#">Chad Clifford - I</a>	\$32,130	
Centennial	Republican	14,747	14,592	-155	24.5%	24.5%	0.0%	<a href="#">Danny Moore - Inactive</a>	N/A	
	Unaffiliated	29,093	28,867	-226	48.4%	48.5%	0.1%			
	Other	878	880	2	1.8%	1.5%	-0.4%			
<b>Summary</b>		60,132	59,543	-589						
<b>HD 38</b>	Democrat	16,605	16,449	-156	25.4%	25.4%	0.0%	<a href="#">Gretchen Rydin</a>	\$50,460	
Littleton, Centennial	Republican	16,673	16,496	-177	25.5%	25.5%	0.0%	<a href="#">Jeffrey Patty</a>	\$19,315	
	Unaffiliated	31,021	30,759	-262	47.4%	47.5%	0.0%			
	Other	1,092	1,096	4	1.8%	1.7%	-0.1%			
<b>Summary</b>		65,391	64,800	-591						
<b>HD 39</b>	Democrat	12,373	12,200	-173	16.8%	16.7%	-0.1%	<a href="#">Eric Brody</a>	\$4,770	
Highlands Ranch	Republican	24,683	24,505	-178	33.6%	33.6%	0.0%	<a href="#">Brandi Bradley - I</a>	\$22,833	
	Unaffiliated	35,437	35,293	-144	48.2%	48.3%	0.1%			
	Other	1,030	1,020	-10	1.8%	1.4%	-0.4%			





	Party	Total Active Registered Jun 2024	Total Active Registered Jul 2024	Difference Total Active Registered	Active Registration % June 2024	Active Registration % July 2024	Difference Active Registration %	Candidate	Total Funds
<b>Summary</b>		73,523	73,018	-505					
<b>HD 40</b>	Democrat	17,746	17,546	-200	30.4%	30.3%	-0.1%	<a href="#">Nikki Ricks - I</a>	\$23,062
Aurora	Republican	10,450	10,367	-83	17.9%	17.9%	0.0%	<a href="#">Darryl Gibbs</a>	\$551
	Unaffiliated	28,917	28,725	-192	49.6%	49.6%	0.1%		
	Other	1,221	1,217	-4	1.8%	2.1%	0.3%		
<b>Summary</b>		58,334	57,855	-479					
<b>HD 41</b>	Democrat	18,224	17,962	-262	35.4%	35.3%	-0.2%	<a href="#">Iman Jodeh - I</a>	\$23,364
Aurora	Republican	8,096	8,046	-50	15.7%	15.8%	0.1%	<a href="#">Robert McKenna</a>	\$105
	Unaffiliated	23,942	23,719	-223	46.6%	46.6%	0.0%		
	Other	1,160	1,186	26	1.8%	2.3%	0.4%		
<b>Summary</b>		51,422	50,913	-509					
<b>HD 42</b>	Democrat	14,715	14,470	-245	37.8%	37.8%	0.0%	<a href="#">Mandy Lindsay - I</a>	\$3,961
Aurora	Republican	4,133	4,097	-36	10.6%	10.7%	0.1%		
	Unaffiliated	18,993	18,628	-365	48.8%	48.6%	-0.1%		
	Other	1,082	1,096	14	1.8%	2.8%	1.0%		
<b>Summary</b>		38,923	38,291	-632					
<b>HD 43</b>	Democrat	13,549	13,421	-128	20.8%	20.8%	0.0%	<a href="#">Robert Marshall - I</a>	\$46,991
Highlands Ranch	Republican	19,133	18,889	-244	29.4%	29.3%	-0.1%	<a href="#">Matthew Burcham</a>	\$24,660
	Unaffiliated	31,428	31,242	-186	48.4%	48.5%	0.1%		
	Other	889	877	-12	1.8%	1.4%	-0.4%		
<b>Summary</b>		64,999	64,429	-570					
<b>HD 44</b>	Democrat	11,390	11,264	-126	17.3%	17.2%	-0.1%	<a href="#">Alyssa Nilemo</a>	\$21,184
Parker	Republican	20,781	20,622	-159	31.5%	31.5%	0.0%	<a href="#">Anthony Hartsook - I</a>	\$44,119
	Unaffiliated	32,630	32,498	-132	49.5%	49.6%	0.1%		


	Party	Total Active Registered Jun 2024	Total Active Registered Jul 2024	Difference Total Active Registered	Active Registration % June 2024	Active Registration % July 2024	Difference Active Registration %	Candidate	Total Funds
	Other	1,151	1,135	-16	1.8%	1.7%	-0.1%		
<b>Summary</b>		65,952	65,519	-433					
<b>HD 45</b>	Democrat	10,802	10,658	-144	15.2%	15.2%	0.0%	<a href="#">Chad Cox</a>	\$2,015
Castle Rock	Republican	24,435	24,114	-321	34.4%	34.4%	-0.1%	<a href="#">Max Brooks</a>	\$65,514
	Unaffiliated	34,456	34,166	-290	48.6%	48.7%	0.1%		
	Other	1,263	1,213	-50	1.8%	1.8%	0.0%		
<b>Summary</b>		70,956	70,151	-805					
<b>HD 46</b>	Democrat	20,452	20,105	-347	33.5%	33.3%	-0.2%	<a href="#">Tisha Mauro - I</a>	\$23,130
Pueblo	Republican	13,646	13,514	-132	22.3%	22.4%	0.1%	<a href="#">Kimberly Swearingen</a>	\$477
	Unaffiliated	25,779	25,501	-278	42.2%	42.3%	0.1%		
	Other	1,213	1,233	20	1.8%	2.0%	0.2%		
<b>Summary</b>		61,090	60,353	-737					
<b>HD 47</b>	Democrat	13,155	12,938	-217	21.9%	21.8%	-0.1%	<a href="#">Elizabeth Bultheis</a>	\$100
Pueblo West, La Junta	Republican	19,760	19,586	-174	32.9%	33.0%	0.1%	<a href="#">Ty Winter - I</a>	\$45,567
	Unaffiliated	25,933	25,683	-250	43.2%	43.3%	0.1%		
	Other	1,142	1,133	-9	1.8%	1.9%	0.1%		
<b>Summary</b>		59,990	59,340	-650					
<b>HD 48</b>	Democrat	12,511	12,348	-163	21.1%	21.0%	-0.1%		
Brighton	Republican	16,831	16,744	-87	28.4%	28.4%	0.0%	<a href="#">Carlos Barron</a>	\$7,525
	Unaffiliated	28,655	28,514	-141	48.4%	48.4%	0.1%		
	Other	1,248	1,270	22	1.8%	2.1%	0.3%		
<b>Summary</b>		59,245	58,876	-369					
<b>HD 49</b>	Democrat	23,469	23,247	-222	33.6%	33.5%	0.0%	<a href="#">Lesley Smith</a>	\$61,762
Boulder, Estes Park	Republican	12,785	12,654	-131	18.3%	18.3%	0.0%	<a href="#">Steven Ferrante</a>	\$5,435


		Party	Total Active Registered Jun 2024	Total Active Registered Jul 2024	Difference Total Active Registered	Active Registration % June 2024	Active Registration % July 2024	Difference Active Registration %	Candidate	Total Funds
	Unaffiliated		32,442	32,200	-242	46.4%	46.5%	0.0%		
	Other		1,195	1,207	12	1.8%	1.7%	-0.1%		
<b>Summary</b>			69,891	69,308	-583					
<b>HD 50</b>	Democrat		9,743	9,550	-193	24.1%	24.0%	-0.1%	<a href="#">Mary Young - I</a>	\$36,448
Greeley	Republican		8,159	8,040	-119	20.2%	20.2%	0.0%	<a href="#">Ryan Gonzalez</a>	\$16,205
	Unaffiliated		21,330	20,929	-401	52.8%	52.7%	-0.1%		
	Other		1,201	1,232	31	1.8%	3.0%	1.2%		
<b>Summary</b>			40,433	39,751	-682					
<b>HD 51</b>	Democrat		13,594	13,400	-194	20.5%	20.5%	0.0%	<a href="#">Sarah McKeen</a>	\$14,575
Loveland	Republican		18,608	18,333	-275	28.1%	28.1%	0.0%	<a href="#">Ron Weinberg - I</a>	\$43,478
	Unaffiliated		32,684	32,331	-353	49.4%	49.5%	0.1%		
	Other		1,309	1,268	-41	1.8%	2.0%	0.2%		
<b>Summary</b>			66,195	65,332	-863					
<b>HD 52</b>	Democrat		18,081	17,814	-267	28.2%	28.2%	0.0%	<a href="#">Yara Zokaie</a>	\$104,341
Ft Collins	Republican		12,517	12,340	-177	19.5%	19.5%	0.0%		
	Unaffiliated		32,402	31,913	-489	50.5%	50.5%	0.0%		
	Other		1,150	1,154	4	1.8%	1.8%	0.0%		
<b>Summary</b>			64,150	63,221	-929					
<b>HD 53</b>	Democrat		17,534	17,144	-390	33.1%	33.2%	0.1%	<a href="#">Andrew Boesenecker - I</a>	\$53,849
Ft Collins	Republican		6,765	6,629	-136	12.8%	12.8%	0.1%	<a href="#">Donna Walter</a>	\$0
	Unaffiliated		27,404	26,640	-764	51.8%	51.6%	-0.2%		
	Other		1,243	1,258	15	1.8%	2.3%	0.5%		
<b>Summary</b>			52,946	51,671	-1,275					
<b>HD 54</b>	Democrat		7,340	7,249	-91	11.2%	11.1%	-0.1%		

	Party	Total Active Registered Jun 2024	Total Active Registered Jul 2024	Difference Total Active Registered	Active Registration % June 2024	Active Registration % July 2024	Difference Active Registration %	Candidate	Total Funds
Clifton, Fruita	Republican	26,486	26,360	-126	40.3%	40.4%	0.0%	<a href="#">Matt Soper - I</a>	<a href="#">\$20,546</a>
	Unaffiliated	30,463	30,329	-134	46.4%	46.4%	0.0%		
	Other	1,358	1,368	10	1.8%	2.1%	0.3%		
<b>Summary</b>		65,647	65,306	-341					
<b>HD 55</b>	Democrat	9,168	9,111	-57	14.9%	15.0%	0.0%		
Grand Junction	Republican	20,804	20,667	-137	33.9%	34.0%	0.1%	<a href="#">Rick Taggart - I</a>	<a href="#">\$23,799</a>
	Unaffiliated	29,975	29,635	-340	48.9%	48.7%	-0.1%		
	Other	1,408	1,423	15	1.8%	2.3%	0.5%		
<b>Summary</b>		61,355	60,836	-519					
<b>HD 56</b>	Democrat	7,883	7,816	-67	11.4%	11.4%	0.0%	<a href="#">Alessandra Navetta</a>	<a href="#">\$1,280</a>
Strasburg, Burlington	Republican	30,047	29,882	-165	43.6%	43.5%	-0.1%	<a href="#">Christopher Richardson</a>	<a href="#">\$3,707</a>
	Unaffiliated	29,732	29,689	-43	43.1%	43.2%	0.1%		
	Other	1,301	1,288	-13	1.8%	1.9%	0.1%		
<b>Summary</b>		68,963	68,675	-288					
<b>HD 57</b>	Democrat	14,123	13,971	-152	24.9%	24.9%	0.0%	<a href="#">Elizabeth Velasco - I</a>	<a href="#">\$59,187</a>
Rifle, Glenwood	Republican	11,787	11,651	-136	20.8%	20.8%	0.0%	<a href="#">Caleb Waller</a>	<a href="#">\$3,200</a>
	Unaffiliated	29,696	29,406	-290	52.4%	52.4%	0.0%		
	Other	1,076	1,078	2	1.8%	1.9%	0.1%		
<b>Summary</b>		56,682	56,106	-576					
<b>HD 58</b>	Democrat	12,227	12,100	-127	18.2%	18.1%	0.0%	<a href="#">Kathleen Curry</a>	<a href="#">\$42,176</a>
Montrose, Gunnison	Republican	21,929	21,682	-247	32.6%	32.5%	-0.1%	<a href="#">Larry Suckla</a>	<a href="#">\$7,781</a>
	Unaffiliated	31,850	31,680	-170	47.4%	47.5%	0.1%		
	Other	1,247	1,260	13	1.8%	1.9%	0.0%		
<b>Summary</b>		67,253	66,722	-531					


	Party	Total Active Registered Jun 2024	Total Active Registered Jul 2024	Difference Total Active Registered	Active Registration % June 2024	Active Registration % July 2024	Difference Active Registration %	Candidate	Total Funds
<b>HD 59</b>	Democrat	14,489	14,353	-136	21.1%	21.2%	0.0%	<a href="#">Katie Stewart</a>	\$49,209
Durango, Cortez	Republican	18,493	18,273	-220	26.9%	26.9%	0.0%	<a href="#">Clark Craig</a>	\$34,468
	Unaffiliated	34,460	33,992	-468	50.2%	50.1%	-0.1%		
	Other	1,212	1,237	25	1.8%	1.8%	0.0%		
<b>Summary</b>		68,654	67,855	-799					
<b>HD 60</b>	Democrat	8,961	8,863	-98	13.8%	13.8%	0.0%	<a href="#">Kathryn Green</a>	\$1,919
Canon City, Woodland Park	Republican	25,379	25,165	-214	39.2%	39.2%	0.0%	<a href="#">Stephanie Luck - I</a>	\$5,251
	Unaffiliated	29,117	28,905	-212	45.0%	45.0%	0.0%		
	Other	1,284	1,324	40	1.8%	2.0%	0.2%		
<b>Summary</b>		64,741	64,257	-484					
<b>HD 61</b>	Democrat	16,045	15,881	-164	24.8%	24.7%	-0.1%	<a href="#">Eliza Hamrick - I</a>	\$47,340
Aurora, Centennial	Republican	16,035	15,892	-143	24.8%	24.7%	0.0%		
	Unaffiliated	31,701	31,517	-184	48.9%	49.0%	0.1%		
	Other	986	981	-5	1.8%	1.5%	-0.3%		
<b>Summary</b>		64,767	64,271	-496					
<b>HD 62</b>	Democrat	19,530	19,246	-284	34.4%	34.3%	-0.1%	<a href="#">Matthew Martinez - I</a>	\$21,251
Pueblo, Alamosa	Republican	12,014	11,902	-112	21.2%	21.2%	0.0%	<a href="#">Carol Riggerbach</a>	\$5,078
	Unaffiliated	23,998	23,761	-237	42.3%	42.3%	0.0%		
	Other	1,246	1,277	31	1.8%	2.2%	0.4%		
<b>Summary</b>		56,788	56,186	-602					
<b>HD 63</b>	Democrat	6,400	6,324	-76	11.4%	11.4%	-0.1%		
Sterling, Ft Morgan	Republican	25,794	25,623	-171	46.0%	46.0%	0.0%	<a href="#">Dusty Johnson</a>	\$15,972
	Unaffiliated	22,923	22,773	-150	40.9%	40.9%	0.0%		
	Other	993	969	-24	1.8%	1.8%	0.0%		
<b>Summary</b>		56,110	55,689	-421					


		Party	Total Active Registered Jun 2024	Total Active Registered Jul 2024	Difference Total Active Registered	Active Registration % June 2024	Active Registration % July 2024	Difference Active Registration %	Candidate	Total Funds
<b>HD 64</b>	Democrat	12,022	11,945	-77	17.6%	17.6%	0.0%	<a href="#">Mark Matthews</a>	\$8,045	
Greeley, Berthoud	Republican	22,691	22,488	-203	33.2%	33.1%	-0.1%	<a href="#">Ryan Armagost - I</a>	\$33,246	
	Unaffiliated	32,370	32,224	-146	47.3%	47.4%	0.1%			
	Other	1,338	1,353	15	1.8%	2.0%	0.1%			
<b>Summary</b>		68,421	68,010	-411						
<b>HD 65</b>	Democrat	12,104	11,999	-105	16.2%	16.2%	0.0%	<a href="#">William Walters</a>	\$3,165	
Windsor	Republican	25,830	25,584	-246	34.6%	34.5%	-0.1%	<a href="#">Lori Sander</a>	\$28,160	
	Unaffiliated	35,364	35,199	-165	47.4%	47.5%	0.1%			
	Other	1,304	1,286	-18	1.8%	1.7%	-0.1%			
<b>Summary</b>		74,602	74,068	-534						
<b>TOTAL</b>		<b>3,873,557</b>	<b>3,833,811</b>	<b>-39746</b>						
<b>SD 01</b>	Democrat	15,412	15,260	-152	13.8%	13.8%	0.0%			
Greeley	Republican	45,673	45,384	-289	41.0%	41.0%	0.0%	Byron Pelton	N/A	
	Unaffiliated	48,182	47,928	-254	43.3%	43.3%	0.0%			
	Other	2,016	2,005	-11	1.8%	1.8%	0.0%			
<b>Summary</b>		111,283	110,577	-706						
<b>SD 02</b>	Democrat	20,792	20,543	-249	16.2%	16.1%	0.0%	<a href="#">Jennifer Brady</a>	\$2,086	
Castle Rock	Republican	42,277	41,832	-445	32.9%	32.9%	0.0%	<a href="#">Lisa Frizell</a>	\$90,504	
	Unaffiliated	63,074	62,656	-418	49.1%	49.2%	0.1%			
	Other	2,304	2,237	-67	1.8%	1.8%	0.0%			
<b>Summary</b>		128,447	127,268	-1,179						
<b>SD 03</b>	Democrat	35,596	35,056	-540	31.6%	31.5%	-0.1%			
Pueblo	Republican	25,830	25,633	-197	23.0%	23.0%	0.1%	Nick Henrichson	N/A	
	Unaffiliated	48,742	48,201	-541	43.3%	43.3%	0.0%			


	Party	Total Active Registered Jun 2024	Total Active Registered Jul 2024	Difference Total Active Registered	Active Registration % June 2024	Active Registration % July 2024	Difference Active Registration %	Candidate	Total Funds
	Other	2,349	2,396	47	1.8%	2.1%	0.3%		
<b>Summary</b>		112,517	111,286	-1,231					
<b>SD 04</b>	Democrat	22,184	21,972	-212	16.8%	16.8%	0.0%		
Salida, Canon City	Republican	45,477	45,062	-415	34.5%	34.5%	-0.1%	Mark Baisley	N/A
	Unaffiliated	61,566	61,219	-347	46.7%	46.8%	0.1%		
	Other	2,507	2,551	44	1.8%	1.9%	0.1%		
<b>Summary</b>		131,734	130,804	-930					
<b>SD 05</b>	Democrat	22,792	22,528	-264	20.5%	20.5%	0.0%	Cole Buerger	\$52,972
Montrose, Aspen	Republican	30,977	30,622	-355	27.9%	27.8%	-0.1%	Marc Catlin	\$46,673
	Unaffiliated	55,291	54,835	-456	49.7%	49.8%	0.1%		
	Other	2,097	2,118	21	1.8%	1.9%	0.1%		
<b>Summary</b>		111,157	110,103	-1,054					
<b>SD 06</b>	Democrat	27,915	27,621	-294	23.3%	23.3%	0.0%	Vivian Smotherman	\$37,075
Alamosa, Durango	Republican	33,389	33,053	-336	27.9%	27.9%	0.0%	Cleave Simpson - I	\$72,833
	Unaffiliated	56,260	55,693	-567	47.0%	47.0%	0.0%		
	Other	2,177	2,217	40	1.8%	1.8%	0.0%		
<b>Summary</b>		119,741	118,584	-1,157					
<b>SD 07</b>	Democrat	15,335	15,202	-133	13.3%	13.3%	0.0%		
Grand Junction	Republican	42,120	41,866	-254	36.5%	36.6%	0.0%	Janice Rich	N/A
	Unaffiliated	55,293	54,860	-433	48.0%	47.9%	0.0%		
	Other	2,521	2,536	15	1.8%	2.2%	0.4%		
<b>Summary</b>		115,269	114,464	-805					
<b>SD 08</b>	Democrat	24,727	24,354	-373	22.3%	22.3%	-0.1%	Dylan Roberts	N/A
Steamboat, Eagle	Republican	27,199	26,879	-320	24.6%	24.6%	0.0%		


	Party	Total Active Registered Jun 2024	Total Active Registered Jul 2024	Difference Total Active Registered	Active Registration % June 2024	Active Registration % July 2024	Difference Active Registration %	Candidate	Total Funds
	Unaffiliated	56,698	55,963	-735	51.2%	51.2%	0.0%		
	Other	2,089	2,137	48	1.8%	1.9%	0.1%		
<b>Summary</b>		110,713	109,333	-1,380					
<b>SD 09</b>	<b>Democrat</b>	<b>17,396</b>	<b>17,275</b>	<b>-121</b>	<b>14.1%</b>	<b>14.1%</b>	<b>0.0%</b>		
CO Spgs	<b>Republican</b>	<b>43,363</b>	<b>42,937</b>	<b>-426</b>	<b>35.2%</b>	<b>35.2%</b>	<b>-0.1%</b>	Paul Lundeen	N/A
	Unaffiliated	60,140	59,757	-383	48.9%	48.9%	0.1%		
	Other	2,126	2,140	14	1.8%	1.7%	-0.1%		
<b>Summary</b>		123,025	122,109	-916					
<b>SD 10</b>	<b>Democrat</b>	<b>19,024</b>	<b>18,903</b>	<b>-121</b>	<b>16.9%</b>	<b>17.0%</b>	<b>0.0%</b>		
CO Spgs	<b>Republican</b>	<b>34,286</b>	<b>33,950</b>	<b>-336</b>	<b>30.5%</b>	<b>30.4%</b>	<b>0.0%</b>	<u>Larry Liston - I</u>	<u>\$169,068</u>
	Unaffiliated	56,594	56,001	-593	50.3%	50.2%	-0.1%		
	Other	2,591	2,642	51	1.8%	2.3%	0.5%		
<b>Summary</b>		112,495	111,496	-999					
<b>SD 11</b>	<b>Democrat</b>	<b>19,209</b>	<b>18,858</b>	<b>-351</b>	<b>21.7%</b>	<b>21.7%</b>	<b>0.0%</b>	Tony Exum	N/A
CO Spgs	<b>Republican</b>	<b>18,088</b>	<b>17,903</b>	<b>-185</b>	<b>20.5%</b>	<b>20.6%</b>	<b>0.1%</b>		
	Unaffiliated	48,516	47,501	-1,015	54.9%	54.7%	-0.2%		
	Other	2,508	2,576	68	1.8%	2.8%	1.0%		
<b>Summary</b>		88,321	86,838	-1,483					
<b>SD 12</b>	<b>Democrat</b>	<b>20,992</b>	<b>20,576</b>	<b>-416</b>	<b>20.9%</b>	<b>20.7%</b>	<b>-0.1%</b>	<u>Marc Snyder</u>	<u>\$51,385</u>
CO Spgs, Widefield	<b>Republican</b>	<b>24,876</b>	<b>24,588</b>	<b>-288</b>	<b>24.7%</b>	<b>24.8%</b>	<b>0.1%</b>	<u>Stan Vanderwerf</u>	<u>\$52,623</u>
	Unaffiliated	52,388	51,557	-831	52.0%	52.0%	-0.1%		
	Other	2,425	2,472	47	1.8%	2.4%	0.6%		
<b>Summary</b>		100,681	99,193	-1,488					
<b>SD 13</b>	<b>Democrat</b>	<b>20,752</b>	<b>20,417</b>	<b>-335</b>	<b>23.5%</b>	<b>23.4%</b>	<b>-0.1%</b>	<u>Matt Johnson</u>	<u>\$44,518</u>




		Party	Total Active Registered Jun 2024	Total Active Registered Jul 2024	Difference Total Active Registered	Active Registration % June 2024	Active Registration % July 2024	Difference Active Registration %	Candidate	Total Funds
CO Spgs, Ft Carson	Republican	20,485	20,280	-205	23.2%	23.2%	0.0%	<a href="#">Scott Bright</a>	<a href="#">\$99,826</a>	
	Unaffiliated	44,765	44,247	-518	50.7%	50.7%	0.0%			
	Other	2,231	2,287	56	1.8%	2.5%	0.7%			
<b>Summary</b>		88,233	87,231	-1,002						
<b>SD 14</b>	Democrat	32,352	31,736	-616	31.3%	31.3%	0.0%	<a href="#">Cathy Kipp</a>	<a href="#">\$53,411</a>	
Ft Collins	Republican	16,369	16,084	-285	15.8%	15.9%	0.0%	<a href="#">Phoebe McWilliams</a>	<a href="#">\$4,623</a>	
	Unaffiliated	52,500	51,329	-1,171	50.8%	50.7%	-0.1%			
	Other	2,141	2,168	27	1.8%	2.1%	0.3%			
<b>Summary</b>		103,362	101,317	-2,045						
<b>SD 15</b>	Democrat	29,371	29,006	-365	23.7%	23.7%	0.0%	Janice Marchman	N/A	
Loveland	Republican	32,184	31,752	-432	26.0%	25.9%	-0.1%			
	Unaffiliated	60,085	59,534	-551	48.5%	48.6%	0.1%			
	Other	2,327	2,281	-46	1.8%	1.9%	0.1%			
<b>Summary</b>		123,967	122,573	-1,394						
<b>SD 16</b>	Democrat	30,006	29,738	-268	24.4%	24.3%	0.0%	<a href="#">Chris Kolker - I</a>	<a href="#">\$107,123</a>	
Centennial, Littleton	Republican	32,550	32,240	-310	26.4%	26.4%	0.0%	<a href="#">Robyn Carnes</a>	<a href="#">\$64,953</a>	
	Unaffiliated	58,701	58,307	-394	47.6%	47.7%	0.1%			
	Other	1,966	1,962	-4	1.8%	1.6%	-0.2%			
<b>Summary</b>		123,223	122,247	-976						
<b>SD 17</b>	Democrat	38,186	37,985	-201	32.7%	32.7%	0.0%	<a href="#">Sonya Jaquez Lewis - I</a>	<a href="#">\$48,679</a>	
Longmont, Lafayette	Republican	17,750	17,628	-122	15.2%	15.2%	0.0%	<a href="#">Tom Van Lone</a>	<a href="#">\$1,650</a>	
	Unaffiliated	58,758	58,492	-266	50.4%	50.4%	0.0%			
	Other	1,977	2,034	57	1.8%	1.7%	-0.1%			
<b>Summary</b>		116,671	116,139	-532						

		Party	Total Active Registered Jun 2024	Total Active Registered Jul 2024	Difference Total Active Registered	Active Registration % June 2024	Active Registration % July 2024	Difference Active Registration %	Candidate	Total Funds
<b><u>SD 18</u></b>	Democrat	46,556	46,068	-488	45.2%	45.2%	0.0%	<a href="#">Judy Amabile</a>	<a href="#">\$222,288</a>	
Boulder, Louisville	Republican	7,497	7,393	-104	7.3%	7.3%	0.0%			
	Unaffiliated	47,517	46,895	-622	46.1%	46.1%	-0.1%			
	Other	1,429	1,454	25	1.8%	1.4%	-0.4%			
<b>Summary</b>		102,999	101,810	-1,189						
<b><u>SD 19</u></b>	Democrat	33,095	32,655	-440	27.9%	27.8%	-0.1%	<a href="#">Lindsey Daugherty</a>	<a href="#">\$181,753</a>	
Arvada, Westminster	Republican	25,278	25,030	-248	21.3%	21.3%	0.0%	<a href="#">Sam Bandimere</a>	<a href="#">\$17,759</a>	
	Unaffiliated	58,226	57,626	-600	49.0%	49.0%	0.0%			
	Other	2,176	2,185	9	1.8%	1.8%	0.0%			
<b>Summary</b>		118,775	117,496	-1,279						
<b><u>SD 20</u></b>	Democrat	32,888	32,478	-410	26.1%	26.1%	-0.1%	Lisa Cutter	N/A	
Lakewood, Evergreen	Republican	28,784	28,424	-360	22.9%	22.8%	-0.1%			
	Unaffiliated	61,961	61,519	-442	49.3%	49.4%	0.1%			
	Other	2,157	2,174	17	1.8%	1.7%	-0.1%			
<b>Summary</b>		125,790	124,595	-1,195						
<b><u>SD 21</u></b>	Democrat	29,263	28,981	-282	29.8%	29.8%	-0.1%	<a href="#">Dafna Michaelson Jenet - I</a>	<a href="#">\$85,024</a>	
Commerce City, Westminster	Republican	17,880	17,788	-92	18.2%	18.3%	0.0%	<a href="#">Frederick Alfred</a>	<a href="#">\$3,227</a>	
	Unaffiliated	48,523	48,183	-340	49.5%	49.5%	0.0%			
	Other	2,406	2,449	43	1.8%	2.5%	0.6%			
<b>Summary</b>		98,072	97,401	-671						
<b><u>SD 22</u></b>	Democrat	35,147	34,514	-633	32.5%	32.5%	0.0%	Jesse Danielson	N/A	
Lakewood, Golden	Republican	16,724	16,476	-248	15.5%	15.5%	0.0%			
	Unaffiliated	53,842	52,870	-972	49.8%	49.7%	-0.1%			
	Other	2,412	2,431	19	1.8%	2.2%	0.4%			
<b>Summary</b>		108,125	106,291	-1,834						

		Party	Total Active Registered Jun 2024	Total Active Registered Jul 2024	Difference Total Active Registered	Active Registration % June 2024	Active Registration % July 2024	Difference Active Registration %	Candidate	Total Funds
<b>SD 23</b>	Democrat	22,593	22,416	-177	17.7%	17.7%	0.0%	Joseph Bobko	\$71	
Windsor, Ft Collins	Republican	40,331	39,998	-333	31.6%	31.5%	-0.1%	Barbara Kirkmeyer - I	\$110,998	
	Unaffiliated	62,346	62,087	-259	48.8%	48.9%	0.1%			
	Other	2,490	2,495	5	1.8%	1.9%	0.1%			
<b>Summary</b>		127,760	126,996	-764						
<b>SD 24</b>	Democrat	27,593	27,252	-341	27.7%	27.6%	-0.1%	Kyle Mullica	N/A	
Thornton, Northglenn	Republican	19,951	19,801	-150	20.1%	20.1%	0.0%			
	Unaffiliated	49,853	49,461	-392	50.1%	50.1%	0.0%			
	Other	2,092	2,133	41	1.8%	2.1%	0.3%			
<b>Summary</b>		99,489	98,647	-842						
<b>SD 25</b>	Democrat	32,097	31,760	-337	28.5%	28.5%	0.0%	Faith Winter	N/A	
Broomfield, Westminster	Republican	21,208	20,982	-226	18.8%	18.8%	0.0%			
	Unaffiliated	57,067	56,495	-572	50.7%	50.7%	0.0%			
	Other	2,194	2,227	33	1.8%	1.9%	0.1%			
<b>Summary</b>		112,566	111,464	-1,102						
<b>SD 26</b>	Democrat	31,853	31,321	-532	31.5%	31.4%	0.0%	Jeff Bridges - I	\$66,529	
Denver, Englewood	Republican	18,301	18,049	-252	18.1%	18.1%	0.0%	Robert Lane	\$0	
	Unaffiliated	49,091	48,237	-854	48.5%	48.4%	-0.1%			
	Other	1,965	1,995	30	1.8%	1.9%	0.1%			
<b>Summary</b>		101,210	99,602	-1,608						
<b>SD 27</b>	Democrat	29,489	29,162	-327	25.7%	25.6%	0.0%	Tom Sullivan	N/A	
Aurora, Centennial	Republican	26,529	26,253	-276	23.1%	23.1%	0.0%			
	Unaffiliated	56,972	56,507	-465	49.6%	49.6%	0.1%			
	Other	1,923	1,915	-8	1.8%	1.7%	-0.1%			

	Party	Total Active Registered Jun 2024	Total Active Registered Jul 2024	Difference Total Active Registered	Active Registration % June 2024	Active Registration % July 2024	Difference Active Registration %	Candidate	Total Funds
<b>Summary</b>		114,913	113,837	-1,076					
<b>SD 28</b>	Democrat	29,004	28,685	-319	34.2%	34.2%	-0.1%	<a href="#">Mike Weissman</a>	\$161,047
Aurora	Republican	11,315	11,244	-71	13.4%	13.4%	0.0%	<a href="#">Pedro Espinoza</a>	\$170
	Unaffiliated	42,257	41,864	-393	49.9%	49.9%	0.0%		
	Other	2,137	2,177	40	1.8%	2.5%	0.7%		
<b>Summary</b>		84,713	83,970	-743					
<b>SD 29</b>	Democrat	31,642	31,191	-451	34.6%	34.4%	-0.1%	<a href="#">Janet Buckner - I</a>	\$1,561
Aurora	Republican	14,278	14,175	-103	15.6%	15.6%	0.1%		
	Unaffiliated	43,522	43,084	-438	47.5%	47.5%	0.0%		
	Other	2,139	2,164	25	1.8%	2.3%	0.5%		
<b>Summary</b>		91,581	90,614	-967					
<b>SD 30</b>	Democrat	25,290	24,992	-298	19.5%	19.4%	-0.1%		
Highlands Ranch	Republican	39,165	38,767	-398	30.1%	30.1%	-0.1%	Kevin Van Winkle	N/A
	Unaffiliated	63,740	63,431	-309	49.0%	49.2%	0.2%		
	Other	1,790	1,766	-24	1.8%	1.4%	-0.4%		
<b>Summary</b>		129,985	128,956	-1,029					
<b>SD 31</b>	Democrat	47,653	47,069	-584	42.4%	42.5%	0.1%	<a href="#">Chris Hansen - I</a>	\$85,490
Denver	Republican	9,662	9,494	-168	8.6%	8.6%	0.0%		
	Unaffiliated	53,161	52,222	-939	47.3%	47.1%	-0.2%		
	Other	2,029	2,094	65	1.8%	1.8%	0.0%		
<b>Summary</b>		112,505	110,879	-1,626					
<b>SD 32</b>	Democrat	37,474	37,052	-422	39.0%	39.1%	0.1%	Robert Rodriguez	N/A
	Republican	10,938	10,768	-170	11.4%	11.4%	0.0%		
	Unaffiliated	45,615	44,946	-669	47.5%	47.4%	-0.1%		

	Party	Total Active Registered Jun 2024	Total Active Registered Jul 2024	Difference Total Active Registered	Active Registration % June 2024	Active Registration % July 2024	Difference Active Registration %	Candidate	Total Funds
	Other	1,961	1,979	18	1.8%	2.0%	0.2%		
<b>Summary</b>		95,988	94,745	-1,243					
<b>SD 33</b>	Democrat	45,803	45,285	-518	46.4%	46.4%	0.0%	James Coleman - I	\$107,278
Denver	Republican	6,186	6,075	-111	6.3%	6.2%	0.0%	Max Minnig	\$0
	Unaffiliated	44,837	44,206	-631	45.4%	45.3%	-0.1%		
	Other	1,868	1,931	63	1.8%	1.9%	0.1%		
<b>Summary</b>		98,694	97,497	-1,197					
<b>SD 34</b>	Democrat	42,949	42,543	-406	40.8%	40.9%	0.1%	Julie Gonzales	N/A
Denver	Republican	7,452	7,353	-99	7.1%	7.1%	0.0%		
	Unaffiliated	52,676	51,933	-743	50.1%	49.9%	-0.2%		
	Other	2,162	2,240	78	1.8%	2.1%	0.2%		
<b>Summary</b>		105,239	104,069	-1,170					
<b>SD 35</b>	Democrat	17,451	17,157	-294	14.0%	13.9%	-0.1%		
Trinidad, La Junta	Republican	51,328	50,963	-365	41.3%	41.3%	0.0%	Rodney Pelton	N/A
	Unaffiliated	53,192	52,954	-238	42.8%	42.9%	0.1%		
	Other	2,343	2,306	-37	1.8%	1.9%	0.1%		
<b>Summary</b>		124,314	123,380	-934					
<b>TOTAL</b>		<b>3,873,557</b>	<b>3,833,811</b>	<b>-39,746</b>					